

Welcome to the Annual General Meeting of Fresenius SE & Co. KGaA

May 17, 2013



Fresenius: 100 Years of Forward Thinking Healthcare

Oct. 1 - the day it all began



1912

Introduction of dialysis machines and dialyzers



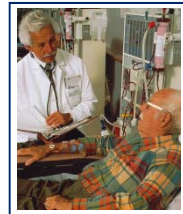
1966

IPO



1986

No. 1 in dialysis worldwide



1996

No. 1 in German hospital operations



2005

No. 1 in Transfusion Technology worldwide




2012

1994:
Sales >€1 bn

2006:
Sales >€10 bn


2013e:
Sales >€20 bn

1955



Expansion of the infusion solutions product range

1977



Entry into emerging markets (Brazil)

1996



Expansion into hospital projects and services



1999



No. 1 in Infusion and Nutrition Therapy in Europe



2008



Top 5 in generic IV drugs worldwide

Fresenius: 100 Years of Forward Thinking Healthcare



Fresenius Medical Care: Hemodiafiltration (HDF)

- Improved dialysis therapy
- Lowers mortality rates, reduces complications for patients
- Standard feature in 5008 series dialysis machines
- Our goal: To make HDF the standard in dialysis treatment



Fresenius Kabi: Needle-Free Infusions

- Infusion bag system with a needle-free injection port
- Simpler and quicker to use
- Avoids risk of needle injuries
- Lowers contamination risk




Fresenius Helios: Hospital Hygiene

- Improved hygiene could prevent one third of the 600,000 hospital infections reported in Germany every year
- HELIOS discloses germ load found in acute-care hospitals on its website
- HELIOS believes transparency is the best incentive for improvement



Fresenius Vamed: A Modular Hospital Concept

- Developed for rural areas in developing and emerging countries
- Objective: establish basic healthcare coverage
- Modular hospital concept; size and equipment can be adapted at each health care facility
- Result: Faster, simpler and cheaper construction and equipping



Financial Results 2012: Sales and Earnings Development Fresenius Group

	Sales	EBIT¹	Net income¹
FY 2012	€19,290 m	€3,075 m	€938 m
Growth at constant currency rates	13%	14%	17%
Growth at actual currency rates	18%	20%	22%

U.S. GAAP

¹ Before one-time items

Fresenius Group: Double-Digit Growth Rates in All Business Segments

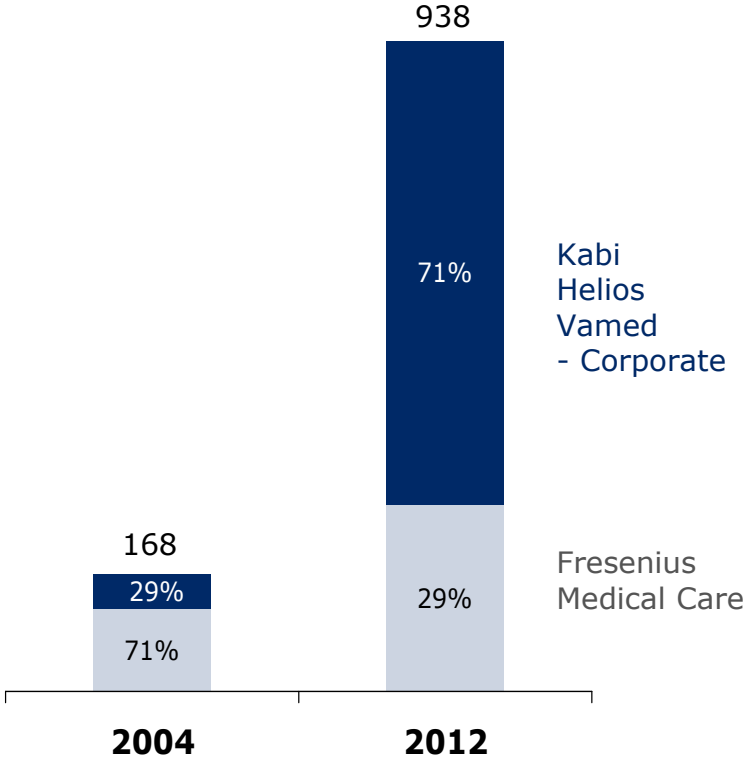
FY 2012	Fresenius Medical Care	Fresenius Kabi	Fresenius Helios	Fresenius Vamed
Sales Growth	US\$13,800 m 10%	€4,539 m 15%	€3,200 m 20%	€846 m 15%
EBIT Growth	US\$2,329 m 12% ¹	€934 m 16%	€322 m 19%	€51 m 16%

U.S. GAAP

¹ Before one-time items

Distribution and Development of Group Net Income

Group net income¹ € in millions



U.S. GAAP
¹ Before one-time items

Successful Acquisitions

- Fresenius Medical Care: Liberty Dialysis – significantly expanding network of dialysis clinics in the United States
- Fresenius Kabi: Fenwal – making the company a world leader in transfusion technology
- Fresenius Helios: Damp Group – boosting the company's presence in northern Germany
- Fresenius Vamed: H.C. Hospital Consulting – entering Italian hospital services market

New Management Board Members



Rice Powell



- New CEO of Fresenius Medical Care
- Joined the company in 1997



Mats Henriksson



- New CEO of Fresenius Kabi
- Joined the company in 1998

Continuity in Management

Fresenius Group: 1st Quarter 2013

	Sales	EBIT¹	Net income¹
Q1/2013	€4,890 m	€696 m	€224 m
Growth at constant currency rates	12%	6%	12%
Growth at actual currency rates	11%	5%	12%

U.S. GAAP

¹ Before one-time items

Fresenius Group: Financial Outlook 2013

Revenue growth
at constant currency

7% – 10%

Net income growth¹
at constant currency

7% – 12%

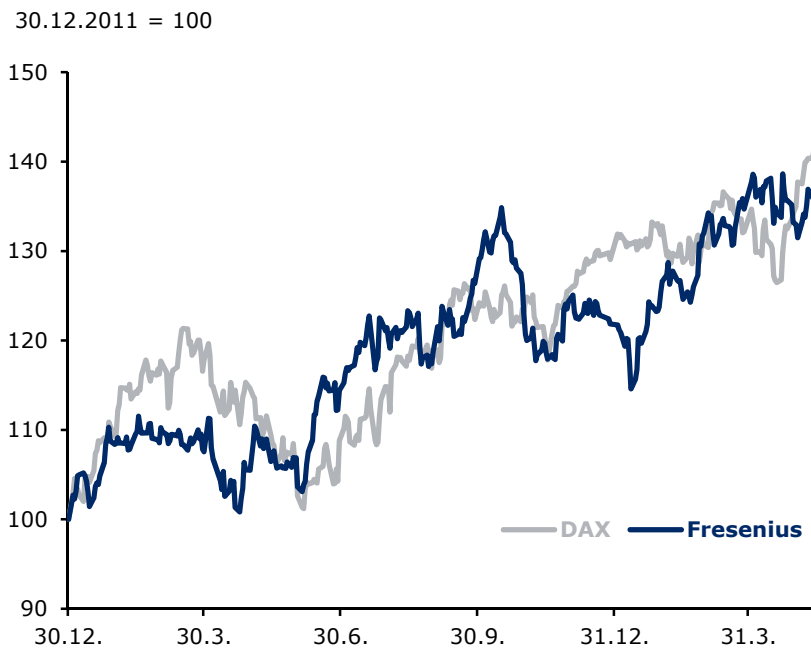
2014 net income target of >€1 billion to be reached already in 2013¹

U.S. GAAP

¹ Net income attributable to shareholders of Fresenius SE&Co. KGaA adjusted for one-time integration costs of Fenwal (~€50 million pre-tax)

Fresenius Share Price Development in 2012 and 2013

Relative Share Price Performance

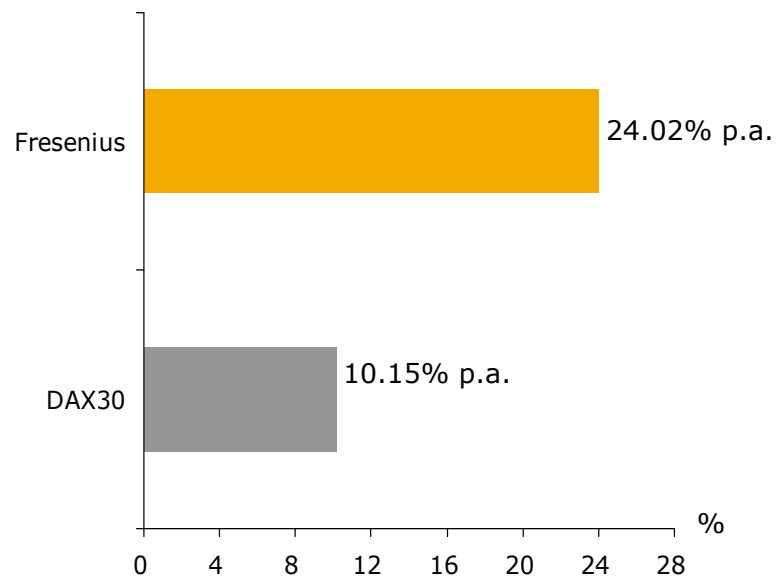


As of May 15, 2013

Share Price Development	2012	2013
Fresenius	+22%	+13%
DAX	+29%	+10%

Fresenius Share: Attractive Long-Term Shareholder Returns / Dividends

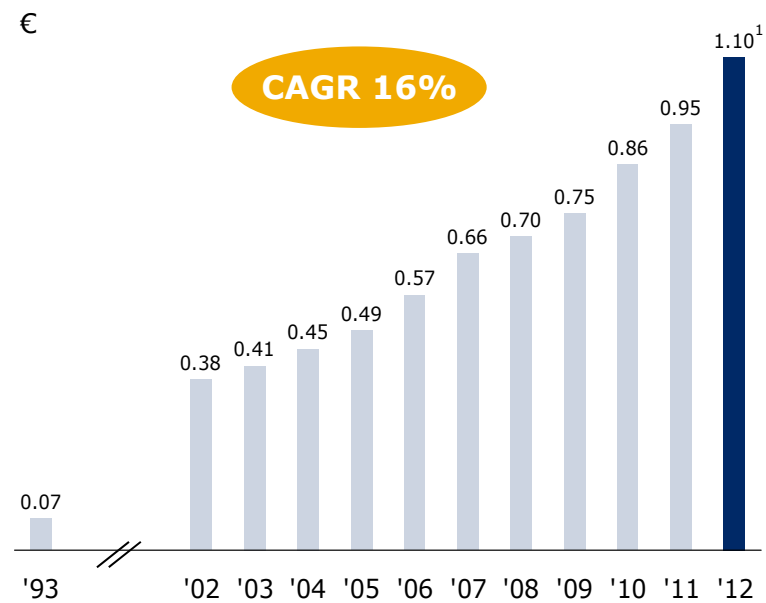
Fresenius outperforms index



**Compounded annual total return
Dec 31, 2002 – Dec 31, 2012**

Source: Bloomberg; dividends reinvested

20th consecutive dividend increase 2012: +16%



**New dividend policy –
align dividend growth with EPS² growth**

¹ Proposal

² Before one-time items

Well-Positioned For Further Growth

- Increasing health care coverage in emerging markets
- Growing demand for generics worldwide
- Privatizations/acquisitions boosting leading position in the German hospital market
- Increasing demand for efficient hospital infrastructure around the world

Annual General Meeting Fresenius SE & Co. KGaA Thank you for your attention

May 17, 2013



Safe Harbor Statement

This presentation contains forward-looking statements that are subject to various risks and uncertainties. Future results could differ materially from those described in these forward-looking statements due to certain factors, e.g. changes in business, economic and competitive conditions, regulatory reforms, results of clinical trials, foreign exchange rate fluctuations, uncertainties in litigation or investigative proceedings, and the availability of financing. Fresenius does not undertake any responsibility to update the forward-looking statements contained in this presentation.